



# NORTHWOOD COLLEGE

FOR GIRLS

---

G D S T

---



**MAKE SURE TO FOLLOW US ON SOCIAL MEDIA**

---

## **E-NEWS**

**15 January 2021**

# OUTSTANDING GUIDED HOME LEARNING











Dear parents, teachers and pupils - it has been a long, tiring week but WELL DONE!

Thank you for your support, positive feedback, hard work and engagement in lessons. Together, we make a great team!

In case you missed it, here is our GHL Booklet:

[https://issuu.com/northwoodcollegeforgirls/docs/combine\\_ghl\\_spring](https://issuu.com/northwoodcollegeforgirls/docs/combine_ghl_spring)

---

**NWC HORIZONS SERIES**



The NWC Horizons Series site is now up and running!

Head over to <https://sites.google.com/nwc.qdst.net/horizons-series-for-nwc-pupils/home?authuser=1> to find out about the interesting 'Careers' themed talks that we have coming up this term.

You will also have the chance to view any talks that you didn't get the chance to see! Thank you to all the speakers who have offered their time to help our girls get an insight into their future career paths.

---

**CONSTRUCTION UPDATE**





The building works are progressing well at NWC! The windows are in, and electrics are complete for our new Sixth Form Pavilion and the balcony steel-work has just arrived!

The new Science Building preparation work is also well underway. We cannot wait to see what it looks like when it's finished!

Please follow this link to see a live view of the building site - the photo updates every three minutes - exciting!

<https://api.t-lap.se/3a1a95/>

## GREAT ACHIEVEMENTS

Year 5's Nikitha was invited to the final stage of her cricket county trials before the tier 4 system lockdown came to place.

We received the good news on Christmas Eve that Nikitha has been selected for U11 Middlesex County Cricket Team.

We are so pleased for you Nikitha, your hard work and dedication has paid off!

---

# READING CORNER

## LIBRARY ANNOUNCEMENT:

Please note ALL Junior and Senior library books have been renewed until Thursday  
25 March 2021



### The value and importance of reading:

We all know how important reading is but we may sometimes take for granted how easy it is to borrow or purchase books in the UK. This article provides a valuable insight as to how far some librarians have to go to reach ensure their communities have access to books.

### [The Walking Library - Voices of Rural India](#)

In the hilly Mothakkara village of Kerala's Wayanad district, a 63-year-old woman walks several kilometers every day for those who love to read but have no easy access to books

---



# LIBRARY LADY

NEWS FROM THE WORLD OF CHILDREN'S BOOKS

## Reading for Pleasure - Resources to Help Children Enjoy Books at Home.

Thank you to librarian Anne Thompson who has updated her very useful website to support reading at home – she has brought together a wide range of links to books, activities, virtual author events etc.

This is a new version, with updated links and additional websites added. They are suitable for early years up to lower secondary and many would be useful for parents.

[Reading for Pleasure – Resources to Help Children Enjoy Books at Home | Library Lady \(alibrarylady.blog\)](#)

---

## The Duchess of Cornwall's Reading Room

1 JANUARY 2021



The Duchess of Cornwall launched a new initiative dedicated to the celebration of literature in all its forms. The initiative, to be called The Duchess of Cornwall's Reading Room, is intended to be a hub for literary communities around the world. Inspired by the success of the reading lists published by Her Royal Highness at Easter and in the Summer of this year, the channel will offer

new seasons of book recommendations, as well as providing exclusive insight from the authors themselves, in a community space for book lovers of all ages, abilities and backgrounds. Further details of its winter season will be announced on 15th January via a dedicated [Instagram](#) account, offering book recommendations, exclusive insight from authors.

[The Duchess of Cornwall's Reading Room | Prince of Wales](#)

---

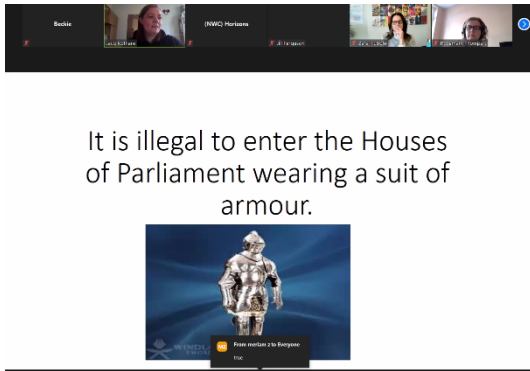
## SENIOR SCHOOL



We are missing seeing our girls in school, so it's great that we can watch this video filmed last term and featuring 'a day in the life of our Sixth Form' - it's certainly jam-packed!

---

## NWC HORIZONS SERIES TALKS

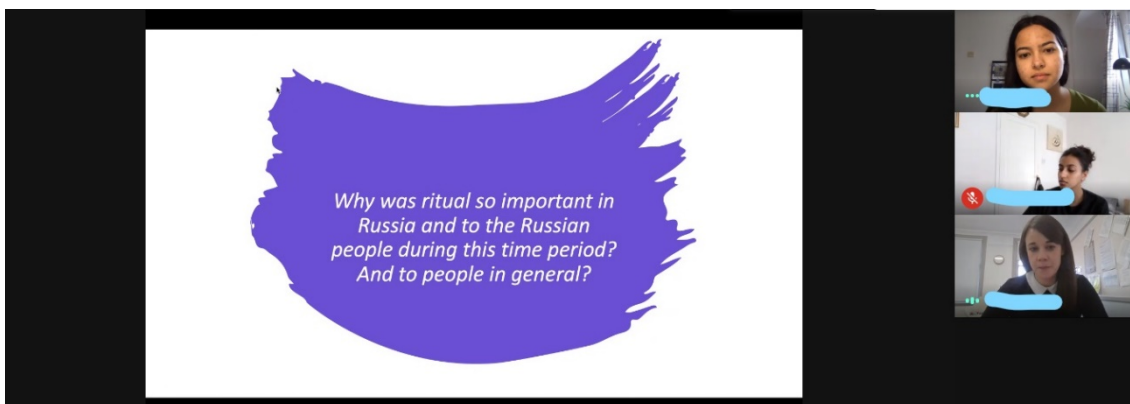


Thank you Mrs Kothare for giving an insightful Horizons lecture on 'Quirks of the British Legal System'.

The girls loved hearing about some of the UK's craziest laws! Even online, the girls were thoroughly engaged and asked some great questions.

---

## BLUESTOCKING SOCIETY

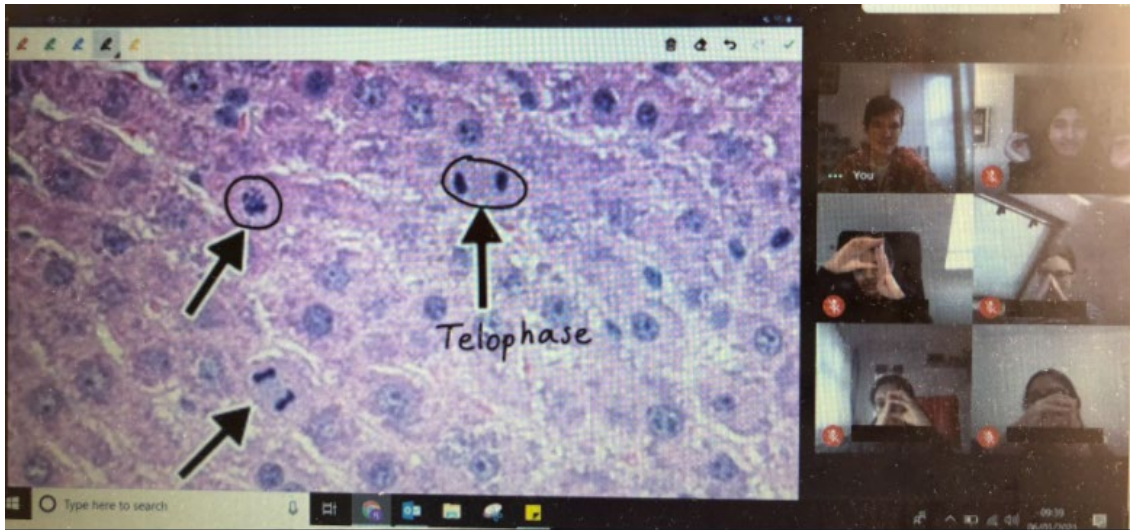


Thank you to former Head Girl, Ginny Kelly, for giving a fascinating talk on 'Culture and Ritual in Early Modern Russia' in today's Bluestocking Society.

It was great to see the girls engagement and hear their insightful discussions!

---

## SCIENCE IN ACTION



Great fun with Year 13 biologists this morning, using charades on google meet to identify mitosis stages occurring in liver cells!

---

## **SUPERB LINGUISTS**





Year 8 French making superb progress creating postcards with the past tense and expressing opinions to talk about what they did last week.



Dalí era un artista que hizo muchos trabajos surrealistas. Dalí creía que era la reencarnación de su hermano mayor también llamado Salvador, quien había nacido 9 meses antes del nacimiento del artista. Gia. Y12

**PERSONAS ILUSTRES:**  
Today we talked about the heritage (el patrimonio) and what it means to us. The girls from Y12 did a quick research on an illustrious person of their choice that left or is leaving a very important heritage in our world.



Pablo Picasso fue uno de los artistas más famosos durante la primera mitad del siglo veinte. Mi pintura favorita se llama 'The weeping woman' y diría que su arte es muy único y diferente en comparación con los otros pintores. Jia. Y12.

los otros pintores. Jia. Y12.



Antoni Gaudí fue un arquitecto que diseñó muchos edificios como la Sagrada Familia en Barcelona en Marzo del 1882, el cuál es uno de sus edificios más famosos. Sarita. Y12



Plácido Domingo es un cantante de ópera, director de orquesta y administrador de artes español, reconocido como uno de los mejores y más influyentes actores cantantes en la historia de ópera, también es director y una fuerza importante como administrador de la ópera.

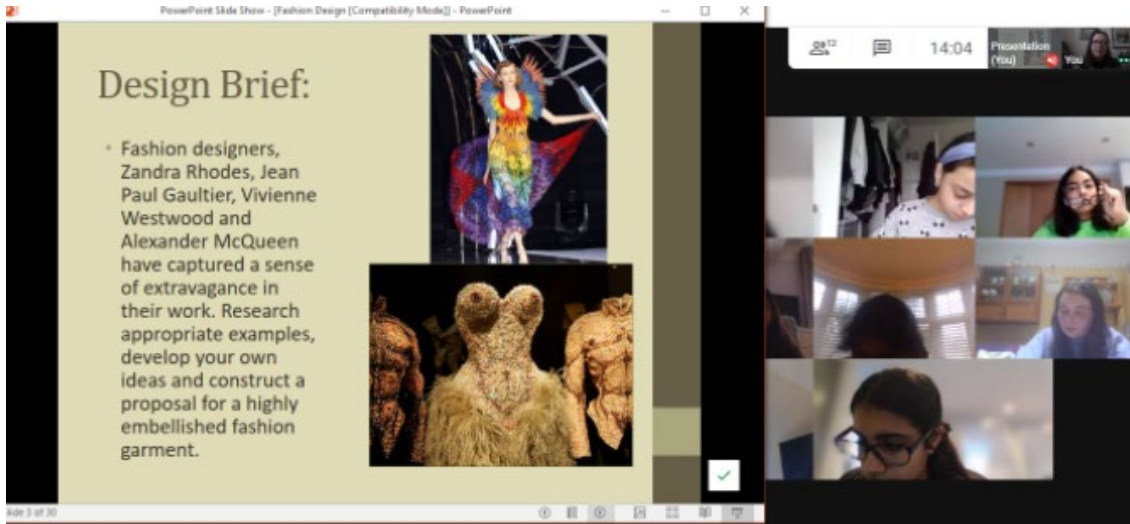
Zahra. Y12

Year 12 Spanish group researched prominent figures who have impacted the world with their heritage. Take a look to see if you spot any familiar faces. Great work girls!

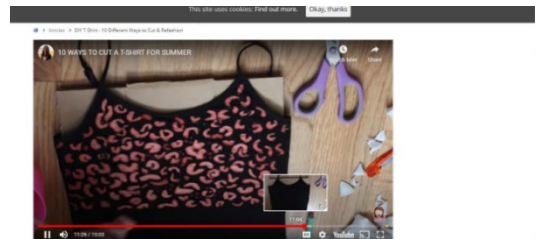


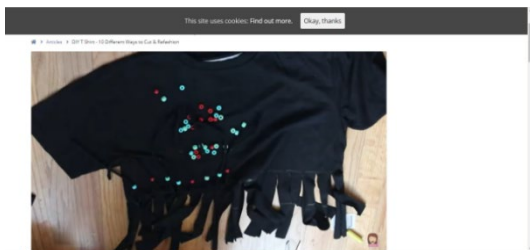
## SEWING UP A STORM



Creative Textiles Club is back! So good to see some regulars return, do join to share your love of Textiles next week, get ideas for the week and top tips on techniques :Tuesdays at 12:45.



Year 9's started their Fashion design project in today's lesson and enjoyed thinking of extravagant designers, embellishments and techniques that they can research!



Year 8's have been looking at up-cycling t-shirt ideas today, so that they can experiment with cut work, painting with bleach and adding beads!



# Stencilling

- PAINT SPLATTER • STENCILLING • BLOCK PRINTING -

**STEP 1**

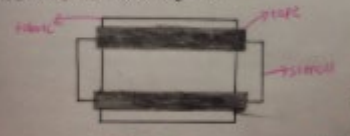
PLACE your fabric piece on a protected work surface. After, collect all the equipment you need: paint, sponge, a stencil.

**EQUIPMENT**  
- PAINT  
- SPONGE  
- STENCILS

**STEP 2**

Put your stencil in your fabric piece. Put some paint on your sponge by dabbing it. Use the base to make sure the stencil stays still.

*If you would like it mounted to your fabric, then you can glue it down.*




**STEP 3**

Take your sponge which has paint on it and press it on the empty places of the stencil.


*Be careful not to put too much paint, otherwise the paint will bleed and you won't be able to see clear images.*

LET YOUR FABRIC DRY. THEN YOUR STENCIL IS READY.



# Block Printing and Stencilling

- 1) Firstly, I took two pieces of calico to do my stencilling. My first one was a sunset with black flowers on the ground, with a black sun. The other piece was clouds floating in the sky with animals on it.
- 2) Then I did the background for both of them. One was red, yellow and orange blended together and the other was a light blue mixed with a bit of dark blue. I then let it dry.
- 3) After that, I started to use the blocks to print on different shapes of the fabric. For the animals, I used different colors and for the bushes, I used black. I used a sponge to do it.
- 4) Finally, I use the paint dry and added final touches to the print with a black fabric pen.




# PAINT SPLATTER

- PAINT SPLATTER • STENCILLING • BLOCK PRINTING -

**STEP 1**

Put your fabric on a protected work surface. After collect all the paints that you used and put 2. Use a paint palette.

*Remember to wash each surface with water.*



**STEP 2**


Get two paint brushes in the first paint wash into the paint. To get the second paint wash and gently use it against your first paint splash.

*Remember you use a different colour with your paint wash.*



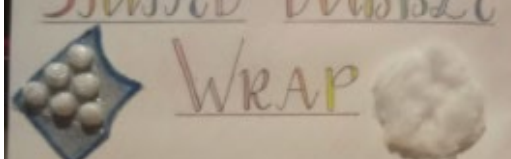

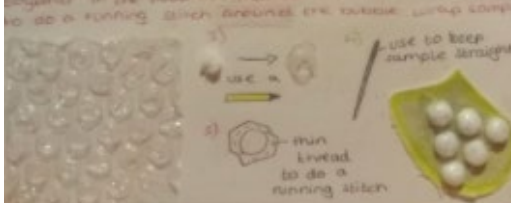
**STEP 3**

Put your fabric on a dry surface and wait for it to dry. THE PAINT SPLATTER IS READY!!!



# STUFFED BUBBLE WRAP


- 1) Firstly, get all the corners of what you work on and use one bubble wrap piece which has 7 bubbles in it.
- 2) Then, make a small cut at the back of the bubble using scissors.
- 3) Take a colour of wool yarn and use it to push the hole and wrap the bubble and then to make sure that the whole bubble wrap has a good amount of wool in the same colour. I did a rainbow from the back of the bubble.
- 4) Afterwards, I put the stuffed bubble wrap piece on the table and used some thread to thread it through the holes.
- 5) Finally, I took some pins and pinned them together in the middle. I then used some white thread to do a running stitch around the bubble wrap square.

Year 9's Amna and Ayushi have produced some excellent 'wet work' and bubble wrap technique write ups - brilliant work girls!



## AMAZING ARTWORK!



Year 10's Amba has been busy over Christmas creating this incredible artwork that is inspired by the video games, Dark Souls & Hollow Knight.

---




Year 7's Enaya has created this wonderful painting for Mrs Hubble of her dogs - Mrs Hubble absolutely she loves it!

---



Superb cup, saucer and spoon observational pencil drawings by Alisha, Anjali, Ceren, Kayo, Madhu & Tiana in Year 8.

---



We love it when our students share work with us that they have completed at home. Year 7's Enaya has been busy drawing these fantastic portraits of singers: Zendaya, Ariana Grande and Billie Eilish!

---

# SPORTING SUCCESS



Year 7s were developing their football skills just before the end of last term. We hope they are able to keep up their fitness levels at home.

---

## JUNIOR SCHOOL

**WELCOME TO OUR NWC FAMILY!**





This term we welcomed some new girls into our NWC Family! Here is Nikkita in Year 2, we are looking forward to welcoming you to your new school in person soon Nikkita!

---


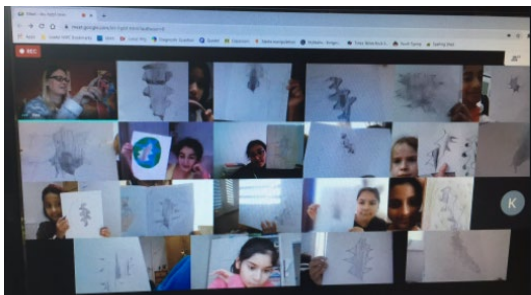
## **IT SUPPORT**





Our Key Worker girls have their very own IT support in class! Great job Riya and Ria - Mrs Smith is so happy to have you around!

## GROUND BREAKING WORK





Year 5 have started their Natural Disasters topic by sketching a fissure in the earth! What a cracking (!) display of 3D talent.

## STARTING OFF THE NEW YEAR

L.O To write the moral or message of this story  
The Hare and The Tortoise



The hare learned *not to brag about things and be slow and steady to be successful rather than being quick and careless.*

Extension - Say how you can learn from this story to improve the way you are learning in school?

*To not be quick and recheck my work.  
Help my friends to finish their work.  
Do not brag about my success.*



नववर्ष की शुभकामना  
navavarsh kee shubhakamana


chanakshi

We really love the work that Year 2 have been doing to celebrate the New Year! The girls' attitude towards the Hare and Tortoise project is incredible! Great job girls.




Saanya in Year 4 is enjoying her yoga classes! Great to see girls having fun and being active.





Amaya has been learning how to use an online thesaurus at home to improve her vocabulary. Great work Amaya we can't wait to see all the new words you learn!

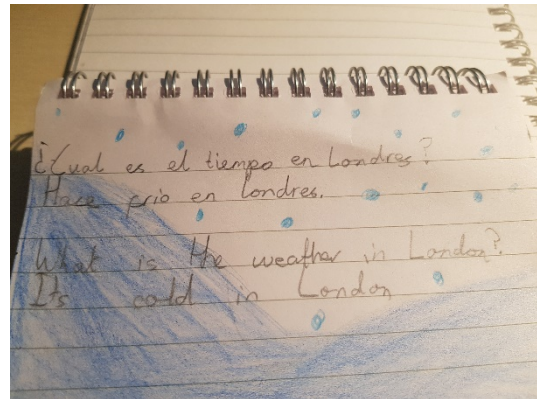
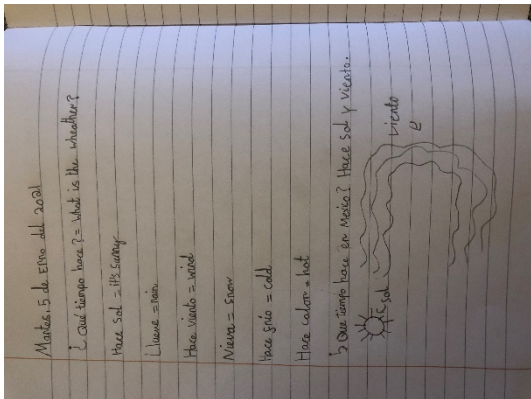





Anusha has added glasses to her little red riding hood character as she completes her task on what fairy tale character she would like to be. Great work Anusha!

---

## SPANISH LESSONS



Year 4s have been enjoying learning how to describe the weather in their Spanish lessons. They even added some great drawings. Well done girls!

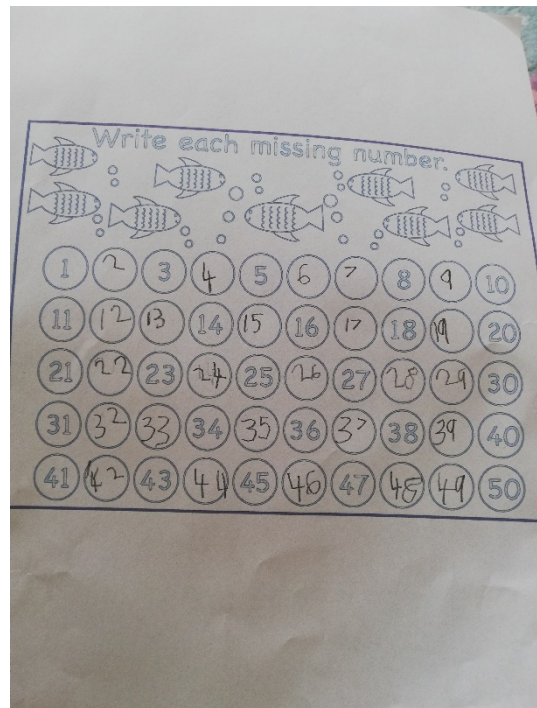
**EARLY YEARS**



Hurrah, the Nursery is open! It is great to be back in the classroom with our girls doing what we do best - providing hands on, exciting and challenging activities, that engage all learners.

---






So good to see Liliya in Hedgehogs (above) exploring the outdoors and enjoying her lessons. You've produced some great work Liliya. Well done!



Thrills on wheels! We had a lot of fun last week riding tricycles and pushing buggies. A great way to develop gross motor skills, core strength and coordination.

---





It is wonderful to see so much practical Maths happening at home. Keep up the fabulous work girls!





Nursery enjoyed a belated Christmas lunch with Christmas crackers and party hats!





Naughty Goldilocks broke this chair! Luckily, Mr Chapman was on hand to show us how to fix it. Thank you, Mr Chapman for showing us how to use a saw and a hammer. Time for some lockdown DIY.

---

**KEEP IN TOUCH BY FOLLOWING US ON  
TWITTER.....**



# Department Twitter Accounts




Keep in touch with school news and opinions by following our Twitter Accounts.....


Northwood College for Girls  
@NorthwoodGDST



Northwood College Junior School  
@NWC\_Juniors




Early Years  
@NWC\_EarlyYears



EARLY YEARS


Zara Hubble  
@NWC\_Head




Ashmi Mojaria  
@NWC\_JuniorDeputy



Mrs Brown  
@NWC\_DepHead




Mrs Bailey  
@NWC\_SixthForm



Mr Brown  
@NWC\_DFO



NWC Careers  
@NWC\_Careers




CAREERS

NWC\_Art  
@ArtNwc




ART

Mr Ahsan  
@NWC\_Classics




CLASSICS

NWC Catering  
@NWC\_Catering



CATERING


NWC Duke of Edinburgh  
@NWC\_DofE



Joanna Hughes NWC  
@NWC\_Cognitive




NWC Economics Dept  
@NWC\_Economics



ECONOMICS DEPARTMENT


NWC\_ECO  
@NWC\_ECO



NWC Geography Department  
@NCGeogSquad



NWC English  
@NWC\_English



ENGLISH

#NWC Learning Without Limits  
#NWC Family

NWC Head Girls  
@NWC\_HeadGirls



HEAD GIRLS



NWC History  
@NWC\_History



NWC Languages  
@NWC\_Languages



NWC Library  
@NWC\_Library



NWC\_Maths  
@NWC\_Maths



NWC Philosophy  
@NWC\_Philosophy



NWC Sports  
@NWC\_Sport



NWC STEM  
(Science, Technology,  
Engineering & Maths)  
@NWC\_STEM



NWC Estates  
@NWC\_Estates



NWC ICT Support  
@NWC\_ICTSupport



NWC Textiles  
@NWC\_Textiles



NWC Music  
@NWC\_Music



NWC Partnerships  
@NWC\_Partnership



#NWC Learning Without Limits  
#NWC Family



